

# Single Pole Dist. Block, 500 A IEC, Flat Conductor Line, 9 Cables Load, Aluminum

## Data Solutions

### KATALOGOVÉ ČÍSLO

**UDF9C500AL**



### CERTIFICATIONS



### VLASTNOSTI

Tinned copper or aluminum block allows for copper or aluminum conductor direct connections, or using ferrule

Screw retaining cover is hinged and removable

Design allows for visual inspection of conductor and confirmation of connection

Modular snap-together blocks for building multi-pole power blocks

Easily clips onto DIN rail or mounts to panel with screws

95% fill ratio

RoHS compliant

Conforms to EN 45545 obtaining an HL3 classification for chapter R23 and HL2 classification for chapter R22

Halogen free

## VLASTNOSTI PRODUKTU

---

Article Number: 569204

Povrchová úprava: Tinned

Max Current Rating, IEC: 500A

Max Current Rating, UL/CSA: 490A

Line Side Connection: Flat Conductor

Load Side Connection: 9 Cables

Materiál: Hliník; Thermoplastic

Line Side Max Conductor Size, IEC: 100 mm<sup>2</sup>

Load Side Max Conductor Size, IEC: 25 mm<sup>2</sup>

Max Working Voltage, IEC (Ui): 1000; 1500

Max Working Voltage, UL (Vin): 1000

Short Term Withstand Current (Icw) 1s: 32.2kA

Peak Short Circuit Current (Ipk): 52.5kA

Rated Conditional Short-Circuit Current (Icc): 25kA

Short Circuit Current Rating (SCCR): 100kA

Line Side Number of Connections: 1

Line Side Insulated Power Braid Cross Section: 50mm<sup>2</sup>; 70mm<sup>2</sup>; 100mm<sup>2</sup>

Line Side nVent ERIFLEX Flexibar Size: 2x20x1 - 10x24x1

Load Side Number of Connections: 9

Load Side Compact Stranded Wire Size: 4 - 25 mm<sup>2</sup>

Load Side Stranded Wire Size - Ferrule: #12 - # 6

Load Side Wire Size: #12 - #4

Enclosure Rating: IP 20

Hloubka (D): 127mm

Height (H): 78mm

Width (W): 43.7mm

Unit Weight: 0.27kg

Certification Details: UL® 1953

Flammability Rating: UL® 94V-0

Complies With: IEC® 60947-7-1

## DALŠÍ PODROBNOSTI O PRODUKTU

---

Increase the number of outputs with one input using a jumper on blocks with a Max Current Rating, IEC up to 160 A.

Blocks with 1,000 VAC/DC Max Working Voltage, UL are ideal for solar applications.

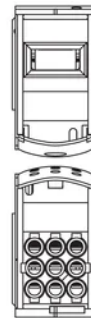

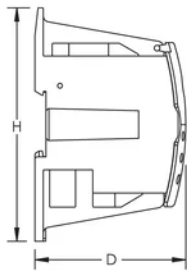
## Design Guideline for Distribution Blocks, Power Blocks and Power Terminals

Derating according to Ambient\* Temperature (°C) to maintain working temperature of 85°C

Ambient Temperature (°C)	30°	35°	40°	45°	50°	55°	60°	65°	70°	75°
Derating Coefficient (d)	1	1	1	0.94	0.88	0.82	0.75	0.67	0.58	0.47

\*environment around the terminal blocks inside the enclosure

## DIAGRAMS



## UPOZORNĚNÍ

Produkty nVent musí být instalovány a používány pouze tak, jak je uvedeno v instrukčních listech a materiálech pro školení nVent. Instrukční listy jsou k dispozici na [www.nvent.com](http://www.nvent.com) a od vašeho zástupce zákaznického servisu nVent. Nesprávná instalace, zneužití, nesprávné použití nebo jiný nedostatek úplného dodržování pokynů a varování nVent může způsobit selhání produktu, poškození majetku, vážné zranění osob a smrt a/nebo zrušit vaši záruku.



Naše portfolio silných značek:

**CADDY ERICO HOFFMAN ILSCO SCHROFF TRachte**