

# Front Panel, Flat, Unshielded, D-Sub Cutouts



Flat front panel with cutout for D-Sub connectors.  
Unshielded version.

## CERTIFICATIONS



## FEATURES

Non-shielded version

Al, 2.5 mm, front anodized, rear conductive

## SPECIFICATIONS

<b>Rack Height:</b>	3U
<b>Rack Width:</b>	4HP
<b>Material:</b>	Aluminum
<b>Finish:</b>	Anodized; Passivated
<b>Accessory Type:</b>	Front panel
<b>Product Type:</b>	Front Panel
<b>Type:</b>	Front Panel without Handle

Table 1/2

Catalog Number	Package Quantity	Mounting	Front Finish	Rear Finish	Number of Pins	Treated Edges
30118-343	1	Screw-on Front	Anodized	Conductive	(1) 25	No
30118-345	1	Screw-on Front	Anodized	Conductive	(2) 15	No
30118-344	1	Screw-on Front	Anodized	Conductive	(2) 9	No
30118-346	1	Screw-on Front	Anodized	Conductive	(2) 25	No
30118-347	1	Screw-on Front	Anodized	Conductive	(3) 9	No
30118-342	1	Screw-on Front	Anodized	Conductive	(1) 15	No
30118-341	1	Screw-on Front	Anodized	Conductive	(3) 9	No

Table 2/2

Catalog Number	Complies With	Depth (D)	EMC Shielding	Height (H)	Width (W)
30118-343	IEC 60297-3-101, IEEE 1101.1/10	2.5mm	No	128.4mm	19.98mm
30118-345	IEC 60297-3-101, IEEE 1101.1/10	2.5mm	No	128.4mm	19.98mm
30118-344	IEC 60297-3-101, IEEE 1101.1/10	2.5mm	No	128.4mm	19.98mm
30118-346	IEC 60297-3-101, IEEE 1101.1/10	2.5mm	No	128.4mm	19.98mm
30118-347	IEC 60297-3-101, IEEE 1101.1/10	2.5mm	No	128.4mm	19.98mm
30118-342	IEC 60297-3-101, IEEE 1101.1/10	2.5mm	No	128.4mm	19.98mm
30118-341	IEC 60297-3-101, IEEE 1101.1/10	2.5mm	No	128.4mm	19.98mm

## ADDITIONAL PRODUCT DETAILS

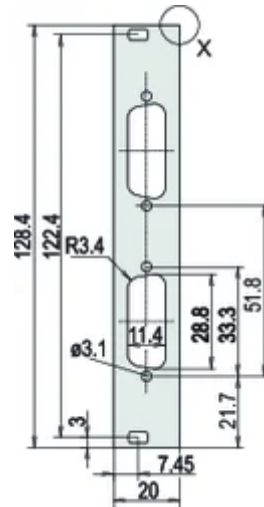
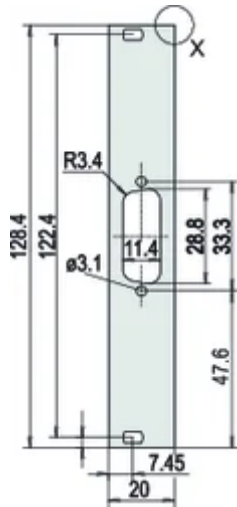
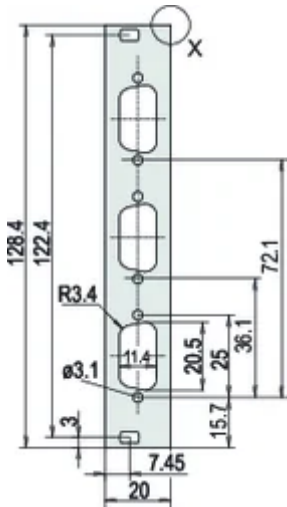
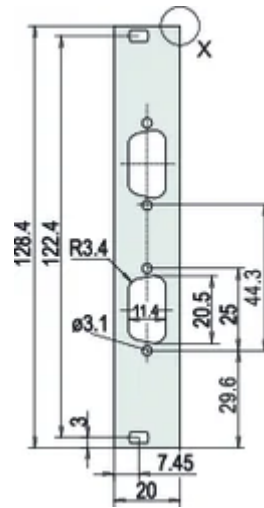
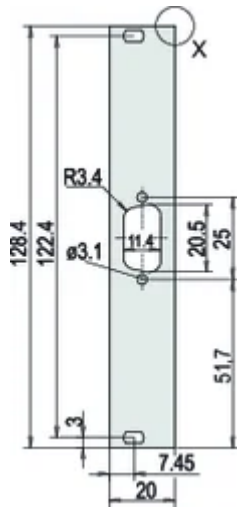
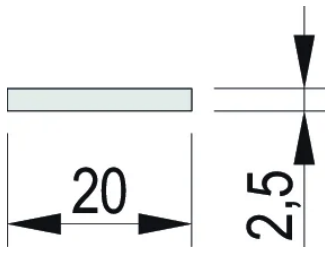
---

Delivery is in standard pack multiples. Pricing is per individual item.

Please order fixing material (sleeves, collar screws) separately.

Please take into consideration that deliveries may be carried out in the stated SPQs (SPQ, e.g. 5 pieces, 10 pieces, 50 pieces, etc.). Differing order quantities (e.g. 2 pieces) may be changed to the next possible delivery quantity = Standard Pack Quantity.

DIAGRAMS



WARNING

nVent products shall be installed and used only as indicated in nVent's product instruction sheets and training materials. Instruction sheets are available at [www.nvent.com](http://www.nvent.com) and from your nVent customer service representative. Improper installation, misuse, misapplication or other failure to completely follow nVent's instructions and warnings may cause product malfunction, property damage, serious bodily injury and death and/or void your warranty.

### North America

All locations  
+1.763.422.2661  
Chat with us:  
[nvent.com/schroff](https://nvent.com/schroff)

### Europe

Straubenhardt, Germany  
+49.7082.794.0  
Betschdorf, France  
+33.3.88.90.64.90  
Warsaw, Poland  
+48.22.209.98.35  
Assago, Italy  
+39.02.932.7141  
Chat with us:  
[nvent.com/schroff](https://nvent.com/schroff)

### Asia

Shanghai, China  
+86.21.2412.6943  
Qingdao, China  
+86.532.8771.6101  
Singapore  
+65.6768.5800  
Shin-Yokohama, Japan  
+81.45.476.0271  
Chat with us:  
[nvent.com/schroff](https://nvent.com/schroff)

### Middle East & India

Dubai, United Arab  
Emirates  
+971.4.378.1700  
Bangalore, India  
+91.80.6715.2001  
Istanbul, Turkey  
+90.216.250.7374  
Chat with us:  
[nvent.com/schroff](https://nvent.com/schroff)



Our powerful portfolio of brands:

**CADDY ERICO HOFFMAN ILSCO SCHROFF TRACHTE**