

Single Pole Dist. Block, 335 A UL/CSA, Flat Cond. Line, 11 Cables Load, Copper

Data Solutions

CATALOG NUMBER

UDF-500A



CERTIFICATIONS



FEATURES

Tinned copper or aluminum block allows for copper or aluminum conductor direct connections, or using ferrule

Screw retaining cover is hinged and removable

Design allows for visual inspection of conductor and confirmation of connection

Modular snap-together blocks for building multi-pole power blocks

Easily clips onto DIN rail or mounts to panel with screws

95% fill ratio

RoHS compliant

Conforms to EN 45545 obtaining an HL3 classification for chapter R23 and HL2 classification for chapter R22

Halogen free

PRODUCT ATTRIBUTES

Article Number: 569060

Finish: Tinned

Max Current Rating, IEC: 500A

Max Current Rating, UL/CSA: 335A

Line Side Connection: Flat Conductor

Load Side Connection: 11 Cables

Material: Copper; Thermoplastic

Line Side Max Conductor Size, IEC: 185 mm²

Load Side Max Conductor Size, IEC: 35 mm²

Max Working Voltage, IEC (Ui): 1000

Max Working Voltage, UL (Vin): 600

Short Term Withstand Current (Icw) 1s: 24.5kA

Peak Short Circuit Current (Ipk): 51kA

Rated Conditional Short-Circuit Current (Icc): 24.3kA

Short Circuit Current Rating (SCCR): 10kA

Line Side Number of Connections: 1

Load Side Number of Connections: 11

Load Side Compact Stranded Wire Size: (2) 6 - 35 mm²; (4) 2,5 - 10 mm²; (5) 2,5 - 16 mm²

Load Side Stranded Wire Size - Ferrule: (2) 6 - 25 mm²; (4) 2,5 - 10 mm²; (5) 2,5 - 16 mm²

Load Side Wire Size: (2) #10 - #1; (5) #14 - #4; (4) #14 - #6

Enclosure Rating: IP 20

Depth (D): 50mm

Height (H): 96mm

Width (W): 49mm

Unit Weight: 0.37kg

Certification Details: UL® 1059

Flammability Rating: UL® 94V-0

Complies With: IEC® 60947-7-1

ADDITIONAL PRODUCT DETAILS

Increase the number of outputs with one input using a jumper on blocks with a Max Current Rating, IEC up to 160 A.

Blocks with 1,000 VAC/DC Max Working Voltage, UL are ideal for solar applications.

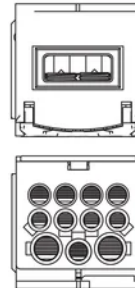
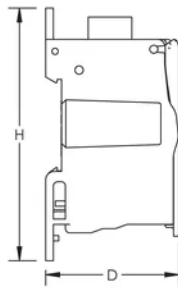
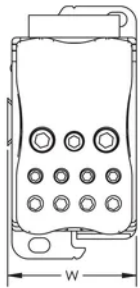
Design Guideline for Distribution Blocks, Power Blocks and Power Terminals

Derating according to Ambient* Temperature (°C) to maintain working temperature of 85°C

Ambient Temperature (°C)	30°	35°	40°	45°	50°	55°	60°	65°	70°	75°
Derating Coefficient (d)	1	1	1	0.94	0.88	0.82	0.75	0.67	0.58	0.47

*environment around the terminal blocks inside the enclosure

DIAGRAMS



WARNING

nVent products shall be installed and used only as indicated in nVent's product instruction sheets and training materials. Instruction sheets are available at www.nvent.com and from your nVent customer service representative. Improper installation, misuse, misapplication or other failure to completely follow nVent's instructions and warnings may cause product malfunction, property damage, serious bodily injury and death and/or void your warranty.



Our powerful portfolio of brands:

CADDY ERICO HOFFMAN ILSCO SCHROFF TRACHTE