




CONNECT AND PROTECT

nVent CADDY Solutions for Cable Pathways

Onto Concrete Structures





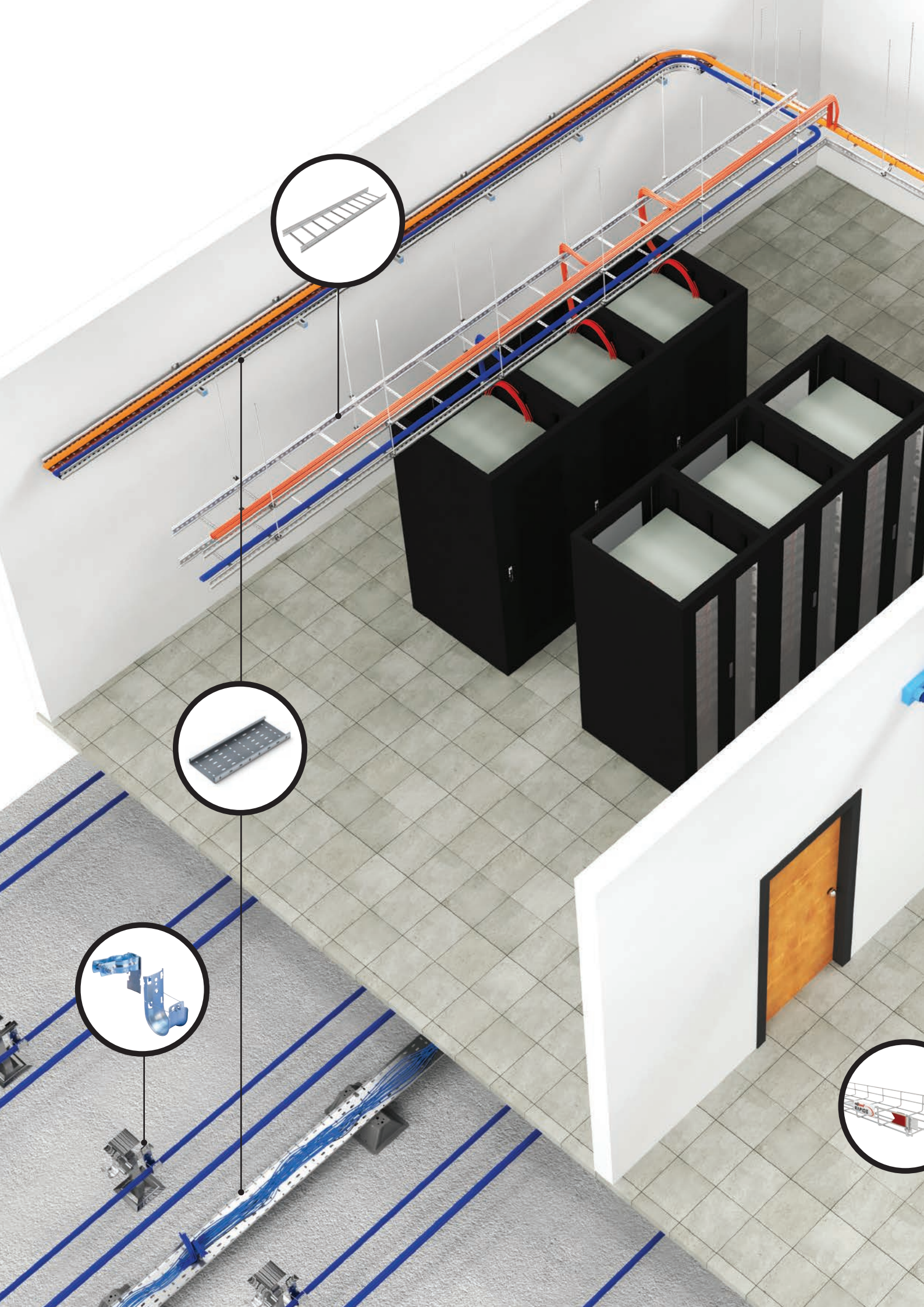
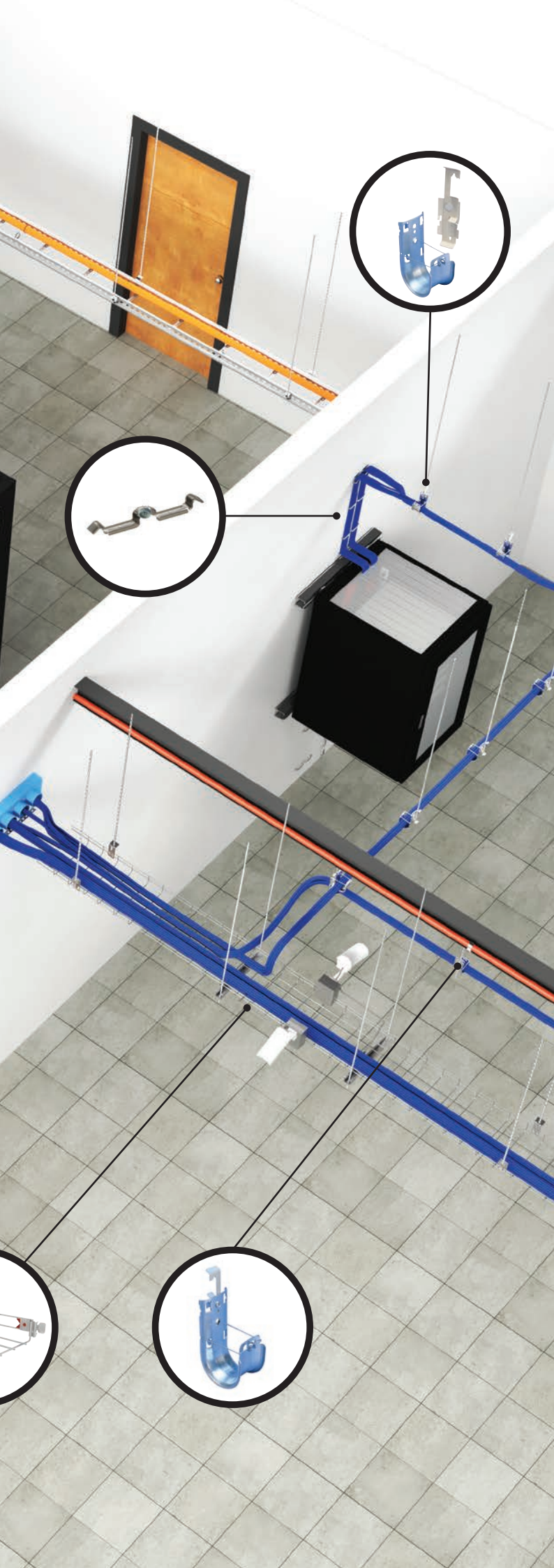


Table of Contents



Overview Table..... 4

Small Cable Bundle Solutions 6

- Cable Tie Fastener..... 6
- Cable Tie, Stainless Steel 6
- QSC Multi-Cable Clip..... 7

Medium & Large Cable Bundle Solutions 8

- Metal Pressure Clip 8
- CAT HP J-Hook 9
- nVent CADDY Cat HP J-Hook with Multi-Function Clip..... 10
- Cable Tray to Rod Clip 10

Cable Management Solutions 11

- nVent CADDY Wire Basket Tray Solutions 11
- nVent CADDY Perforated Cable Tray Solutions 11
- nVent CADDY Cable Ladder Solutions 11

Direct Fastening Solutions..... 12


- Metal Pressure Clip 12













Anchoring Solutions 13

- NPN Hammer-In Expansion Anchor With Screw 13
- Light Duty Push-In Anchor 13
- Light Duty Expansion Anchor 14
- BSZ-SU Concrete Screw..... 14
- BSZ-M Concrete Screw 15
- Bolt Expansion Anchor 15

Overview Table

Example of non-continuous cable support on concrete structure using nVent CADDY QSC4 in combination with nVent CADDY SCMDSN.



Installation Methods	Direct Fastening		
	Anchoring Solutions   	SCMDSN (800070)	
		SCMND (800071)	
		BSZSU06040EG (402635)	
Application	Ceiling Installation (Horizontal)		
	Wall Installation (Vertical)		
	Full Stainless Steel Solution for Superior Corrosion Protection/Outdoor		
	Maximum Cable Capacity		
	Fire-Rating per DIN 4102-12		
	Suitable for Supporting Wiring Systems According to BS7671-1:2018 When Installed in Combination with Other Steel Components		

	MLT2HS6 (188100)		CT (170450) & MLT2HS6 (188100)		CTS1 (171600) & MLT2HS6 (188100)		OSC4 (182059)		PKM10H3 (182044)		PKM10H3GBSF (182053)		PKM10H6 (182045)		PKM10H6IN (182048)		PKM16H3 (182046)		PKM16H3GBSF (182054)		PKM16H6 (182047)		PKM16H6IN (182049)		nVent CADDY Cat HP J-Hook System			
													X		X						X		X		X		X	
													X		X						X		X					
	✓		✓		✓		✓		✓		✓		✓		✓		✓		✓		✓		✓		✓		✓	
	✓		✓		✓																				✓		✓	
	✓				✓																							
	1	>1	1	>1	1	>1	4	10	10	10	10	10	10	10	10	10	16	16	16	16	16	16	16	16	330	330	330	
			✓		✓										✓								✓		✓		✓	
	✓		✓		✓		✓		✓		✓		✓		✓		✓		✓		✓		✓		✓		✓	
Legend:	Best/recommended installation method							X Works but not the best/recommended installation method							✓ Suitable/applicable													

Small Cable Bundle Solutions

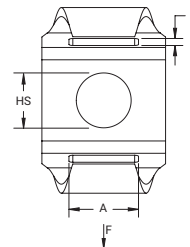
Small Cable Bundle Solutions

CABLE TIE FASTENER



Features

- Can be attached to various nVent CADDY fasteners or screwed directly to a wall



Material: Spring Steel
Finish: nVent CADDY Armour




Part Number	Article Number	Hole Size HS	A	B	Static Load F
CT	170450	8 mm	9 mm	2 mm	40 N

Material: Stainless Steel 301 (EN 1.4310)



Part Number	Article Number	Hole Size HS	A	B	Static Load F
CTS1	171600	8 mm	9 mm	2 mm	40 N

CABLE TIE, STAINLESS STEEL



Features

- Secures low voltage cables

Material: Stainless Steel 316 (EN 1.4401)



Part Number	Article Number	Length L	Width W
MLT2HS6	188100	200 mm	7.9 mm



Works great with



see [page 13](#) for more details

Small Cable Bundle Solutions

QSC MULTI-CABLE CLIP

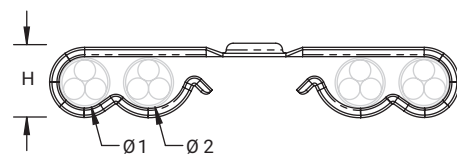
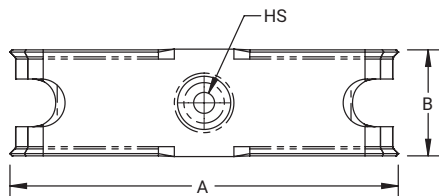


Features

- Ideal for smaller runs of cables
- Flexible clip retains shape and allows for cables to be inserted after installation
- Rounded edges help prevent cable damage
- Cables are neatly installed providing a consistent and professional appearance
- Low profile allows for installations in tight spaces
- Can be installed on ceilings and walls
- Suitable for supporting wiring systems according to BS7671-1:2018 when installed in combination with other steel components

Material: Spring Steel
Finish: nVent CADDY Armour

Part Number	Article Number	Cable Capacity	A	B	Height (H)	Diameter 1 (Ø1)	Diameter 2 (Ø2)	Hole Size (HS)
QSC4	182059	4	61 mm	18 mm	10.5 mm Max	7 – 8 mm	8 – 12 mm	7 mm



Works great with



see [page 13](#) for more details



Small Cable Bundle Solutions



Medium & Large Cable Bundle Solutions

METAL PRESSURE CLIP



Fast installation of cables with function integrity

Features

- Use with Metal Pressure Clip to obtain E30 fire rating according to DIN 4102-12
- Ideal for smaller runs of cable
- Flexible clip retains shape and allows for cables to be inserted after installation
- Superior corrosion protection thanks to the nVent CADDY Armour finish

Material: Spring Steel
Finish: nVent CADDY Armour

Product	Part Number	Article Number	Cable Capacity	Hole Size HS	Length	Standard Packaging Quantity
Metal Pressure Clip – 10 Kabel						
	PKM10H6	182045	10 x 10 mm	7,1 mm	171,5 mm	50
Metal Pressure Clip – 16 Kabel						
	PKM16H6	182047	16 x 10 mm	7,1 mm	233,5 mm	50
Metal Insert for Function Integrity E 30*						
	PKMININSERT	182051		7,2 mm		50
Metal Pressure Clip with Insert for Funtion Integrity E 30*						
	PKM10H6IN	182048	10 x 10 mm	7,1 mm	171,5 mm	50
Metal Pressure Clip with Insert for Funtion Integrity E 30*						
	PKM16H6IN	182049	16 x 10 mm	7,1 mm	233,5 mm	50

*abP P-MPA-E-17-008

Medium & Large Cable Bundle Solutions

CAT HP J-HOOK





Universal cable management system with function integrity

Features

- Function integrity according to DIN 4102-12
- Typically requires less time, labor and material for installation compared to cable tray systems
- Versatile solution thanks to the different sizes of the hooks very simple planning
- Can be quickly and easily installed by one person
- Ideal support for high-performance data cables, fibre optic and security cables


Material: Spring Steel
Finish: Pregalvanized



Product	Part Number	Article Number	Diameter Ø	Size	Max. Function Integrity	Standard Packaging Quantity
Ceiling-Mount						
	CAT16HPAB	181209	Ø 25 mm	6,3 mm Hole	E90*	50
	CAT32HPAB	181211	Ø 50 mm	6,3 mm Hole	E90*	50
	CAT48HPAB	181212	Ø 75 mm	6,3 mm Hole	E90*	50
Wall-Mount						
	CAT16HP	181061	Ø 25 mm	6,3 mm Hole	E90*	50
	CAT32HP	181062	Ø 50 mm	6,3 mm Hole	E90*	50
	CAT48HP	181063	Ø 75 mm	6,3 mm Hole	E90*	50
	CAT64HP	181064	Ø 100 mm	6,3 mm Hole	E90*	50

*abP P-3117/339/14-MPA BS

Did you know?



nVent CADDY Cat HP components offer a high-performance J-Hook solution with interchangeable fasteners and support brackets. The components can be used to link together multiple J-Hooks to meet specific jobsite cable support requirements. nVent CADDY Cat HP components are ideal for projects that require flexibility to adapt cable pathways or avoid other building services or structures on the jobsite, or when it is necessary to add additional cable support pathways. The system is quick to install, easy to use and compatible with a wide variety of nVent CADDY fasteners.

<https://www.nVent.com/en-us/CADDY/products/nVent-CADDY-cat-hp-components>



Medium & Large Cable Bundle Solutions




Medium & Large Cable Bundle Solutions



Medium & Large Cable Bundle Solutions



nVENT CADDY CAT HP J-HOOK WITH MULTI-FUNCTION CLIP



Features

- Quick attachment to threaded rod or wire
- Fully adjustable and easy to relocate to accommodate changes once installed
- Provides optimal support for high-performance data cable, up to and including Cat 5e, Cat 6, Cat 6A, Cat 7 and fibre optic
- Provides superior fill capacity and load rating over most other non-continuous cable support alternatives
- Rounded edges on J-Hooks provide proper bend radius support for high performance data cables
- Cost effective alternative to expensive cable tray
- Complies with EN 50174-2
- Meets ISO®/IEC 14763-2, ANSI®/TIA 568 and ANSI®/TIA 569

Material: Steel; Spring Steel
Finish: Pregalvanized; nVent CADDY Armour



Part Number	Article Number	Diameter Ø	Area	Cable Capacity, Cat 5e	Cable Capacity, Cat 6	Cable Capacity, Cat 6A	Rod Size RS	Wire Size	Static Load F
CAT16HP4Z34	181217	25.0 mm	690 mm ²	20	15	10	M4, M6, M8, M10	4.8 – 6.4 mm	130 N
CAT21HP4Z34	181258	33.3 mm	1,174 mm ²	50	40	25	M4, M6, M8, M10	4.8 – 6.4 mm	130 N
CAT32HP4Z34	181218	50.0 mm	2,561 mm ²	90	60	35	M4, M6, M8, M10	4.8 – 6.4 mm	130 N

CABLE TRAY TO ROD CLIP



Features

- Supports cable tray up to 100 mm wide
- Increased capability and application options by combining 4Z products into one enhanced and efficient offering
- Improved multi-function clip allows for optimized inventory while reducing job site scheduling risks associated with multiple SKUs

Material: Spring Steel
Finish: nVent CADDY Armour


Part Number	Article Number	Rod Size RS	A	X	Static Load F	Certifications
4Z34CTS	172950	M4, M6, M8, M10	68 mm	35 x 6.5 mm	90 N	ITB

Cable Management Solutions

NVENT CADDY WIRE BASKET TRAY SOLUTIONS

Pemsa Rejiband® Rapide Cable Tray – distributed by nVent CADDY – is a patented, tool-free, integrated coupling system, removing the need to use loose hardware in Wire Basket Tray installations. Its versatility and performance allows installers to quickly create bends, tees and crosses on site, to meet the specific needs of any type of infrastructure. Rejiband® Rapide Cable Tray is quick and easy, and ensures safety, resistance and strength in one click. Just click it!


nVent CADDY offers a complete range of Wire Basket Tray Solutions manufactured with the Rejiband® Rapide Cable Tray system. The nVent CADDY Wire Basket Trays reduce installation costs and time by integrating their own fixing system. Just like the rest of the nVent CADDY offering, this Wire Basket Tray system is safe, fast and easy: it protects the cables thanks to features like the safety edge, it installs in less than two seconds with only three basic steps. The high quality of steel ensures higher endurance, workloads, resistance on welding points and durability thanks to superior corrosion protection treatments.



NVENT CADDY PERFORATED CABLE TRAY SOLUTIONS

Vantrunk UNIKLIP – distributed by nVent CADDY – is a tool-free, fast-fitting, Perforated Cable Tray system. This coupling system for perforated cable trays has been engineered with enhanced speed of installation and ease of use in mind, to provide a commercial advantage in a market where time efficiency is imperative.


nVent CADDY offers a complete range of Perforated Cable Tray Solutions manufactured with the UNIKLIP system. Electrical contractors can save up to 50% on overall project costs by switching from standard tray system to this simple, snap-in and secure system. The high quality of steel ensures higher endurance, workloads, resistance and durability thanks to superior corrosion protection treatments.



NVENT CADDY CABLE LADDER SOLUTIONS

Vantrunk SPEEDWAY – distributed by nVent CADDY – is a major advancement in Cable Ladder design, providing a unique coupler locking system. The special profiled side section enhances structural rigidity, increases internal width for higher cable capacity, and increases performance coupling. The slotted side section allows for faster installation as the ladder can be cut to any length and coupled without on-site drilling, fixes to ladder sides and reduces weight. The welding of the shallow channel rungs to the lowest point of the side section guarantees maximum loading height, ensuring high strength even for the widest ladders. The shallow channel rungs are compatible with every known type of cleat, tie and bonding with infinite adjustment. They can be also alternately inverted on lengths, permitting suspension from the underside.

nVent CADDY offers a complete range of Cable Ladder Solutions manufactured with the SPEEDWAY coupler locking system. The nVent CADDY Cable Ladders reduce installation costs and time due to the slotted side section. The high quality of steel ensures higher endurance, workloads, resistance and durability thanks to superior corrosion protection treatments.



Cable Management Solutions



Direct Fastening Solutions

METAL PRESSURE CLIP



Features

- Significant time-savings thanks to direct fastening technology
- Compatible with common nail guns: Hilti® BX 3, GX 3, SPIT® PULSA 800E or equivalent
- Halogen free

	Part Number	Article Number	Dimension 1	Dimension 2	Static Load (N)	Standard Packaging Quantity
Metal Pressure Clip with Nail Gun Insert						
	PKM10H3GBSF PKM16H3GBSF	182053 182054	10 Cables 16 Cables	Cable Ø 10 mm		50
nVent CADDY Cat HP J-Hook with Nail Gun Bracket						
	CAT16HPGBSF CAT32HPGBSF	180811 180821	10 Cables 30 Cables	H: 110 mm H: 127 mm		50
Thread Install Rod Hanger with Nail Gun Bracket						
	M8TIBGBSF M10TIBGBSF	170906 170916	M8 M10	H: 60 mm W: 59 mm	440 N	100
nVent CADDY Speed Link SLK with Nail Gun Bracket						
	SLK15L2GBSF SLK15L3GBSF SLK2L2GBSF SLK2L3GBSF	197812 197813 197814 197815	L: 2 m L: 3 m L: 2 m L: 3 m	Ø 1,5 mm Ø 1,5 mm Ø 2,0 mm Ø 2,0 mm	195 195 440 440	20
Angle Bracket with Nail Gun Insert						
	ABGBSF	173446	H: 25,5 mm W: 50 mm	Hole Size 7,1 mm	440 N	100
Nail Gun Insert						
	IGBSF	182052	H: 8,5 mm Ø: 19 mm	Hole Size 3 mm		100

Anchoring Solutions

NPN HAMMER-IN EXPANSION ANCHOR WITH SCREW



Features

- Secure and time-saving, hammer-in nylon plug with pre-assembled zinc plated nail screw
- Nail plug can be unscrewed for readjustment
- Long splay zone for optimal grip
- Delivered pre-assembled to avoid nail loss

Material: Steel; Nylon
Finish: Electrogalvanized

Part Number	Article Number	Length L	A	Drill Bit Diameter
NPN640	570800	40 mm	10 mm	6 mm
NPN660	570810	60 mm	30 mm	6 mm
NPN860	570830	60 mm	30 mm	8 mm

LIGHT DUTY PUSH-IN ANCHOR



Features

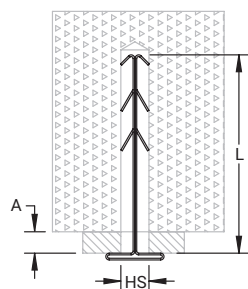
- Ideal for use with fire rated clips and clamps
- Tool-free push-in installation after hole has been drilled into the concrete
- Fire resistance class R30-R120 for design of anchorages under exposure to fire
- ETA approved for anchoring in cracked and non-cracked concrete

Material: Stainless Steel 301 (EN 1.4310)




Part Number	Article Number	Length L	Drill Hole Depth	Hole Size HS	A
SCMDSN	800070	36 mm	36 mm	6 mm	10 mm Max

Drill Hole Depth represents the maximum depth and should be adjusted based on the thickness of product being fixed.



Anchoring Solutions

LIGHT DUTY EXPANSION ANCHOR



Features

- Ideal for use with fire rated clips and clamps
- Fire resistance class R30-R120 for design of anchorages under exposure to fire
- ETA approved for anchoring in cracked and non-cracked concrete

Material: Steel
Finish: Electrogalvanized



Part Number	Article Number	Length L	Drill Hole Depth	A	Drill Bit Diameter Ø	Hole Size HS
SCMND	800071	45 mm	45 mm	5 mm Max	6 mm	7.2 mm

Drill Hole Depth represents the maximum depth and should be adjusted based on the thickness of product being fixed.

BSZ-SU CONCRETE SCREW



Features

- Fire resistance class R30-R120 for design of anchorages under exposure to fire
- ETA approved for anchoring in cracked and non-cracked concrete
- Approved for use in seismic design category C1 (for Drill Bit Diameters 8 mm and greater)
- Removable anchor is ideal for temporary fixings

Material: Steel
Finish: Electrogalvanized



Part Number	Article Number	Drill Bit Diameter	Screw Length L	Embedment Depth	A	Screw Diameter Sc	Torque TQ	Certifications
BSZSU06040EG	402635	6 mm	40 mm	35 mm	5 mm	7.5 mm	10 N-m	ETA
BSZSU06050EG	402640	6 mm	50 mm	35 mm	15 mm	7.5 mm	10 N-m	ETA
BSZSU08070EG	402645	8 mm	70 mm	65 mm	5 mm	10.6 mm	20 N-m	ETA, VdS
BSZSU10100EG	402650	10 mm	100 mm	85 mm	15 mm	12.6 mm	30 N-m	ETA, VdS
BSZSU10120EG	402658	10 mm	120 mm	85 mm	35 mm	12.6 mm	30 N-m	ETA, VdS
BSZSU12110EG	402663	12 mm	110 mm	105 mm	5 mm	14.6 mm	50 N-m	ETA, VdS

Anchoring Solutions

BSZ-M CONCRETE SCREW



Features

- Fire resistance class R30-R120 for design of anchorages under exposure to fire
- ETA approved for anchoring in cracked and non-cracked concrete
- Use in concrete with threaded rod

Material: Steel
Finish: Electrogalvanized



Part Number	Article Number	Screw Length L	Rod Size RS	Drill Bit Diameter	Embedment Depth	Torque TQ	Certifications
BSZM6X35EG	402690	35 mm	M8, M10	6 mm	35 mm	10 N-m	ETA, VdS
BSZM6X55EG	402695	55 mm	M8, M10	6 mm	55 mm	10 N-m	ETA, VdS

Extract from Permissible Service Conditions of ETA-16/0439

Multiple use for non-structural applications

Part Number	Cracked Concrete C20/25	Non-Cracked Concrete C20/25	Standard Embedment Depth
BSZM6X35EG	1.81 kN	1.98 kN	35 mm
BSZM6X55EG	4.62 kN	6.61 kN	55 mm

The maximum load per fixing point for multiple use for non-structural applications may, depending on national regulations, be below the approved load of the anchor. The approved loads per fixing point are regulated for their respective countries in the ETAG 001, Part 6. Total safety factor as per ETAG 001 included (Ym and Yf)

BOLT EXPANSION ANCHOR



Features

- Heavy duty wedge anchor
- For cracked and non-cracked concrete
- Fire resistance class R30-R120 for design of anchorages under exposure to fire

Material: Steel
Finish: Electrogalvanized



Part Number	Article Number	Rod Size RS	Length L	A	Certifications
SABM8010	400408	M8	75 mm	9 mm	ETA, VdS
SABM8050	400409	M8	115 mm	49 mm	ETA, VdS
SABM10010	400410	M10	90 mm	10 mm	ETA, FM, VdS
SABM10050	400411	M10	130 mm	55 mm	ETA, FM, VdS
SABM12015	402170	M12	110 mm	14 mm	ETA, FM, VdS
SABM12050	401158	M12	145 mm	54 mm	ETA, FM, VdS
SABM16025	402171	M16	145 mm	28 mm	ETA, FM, VdS
SABM20030	402446	M20	167 mm	32 mm	ETA, VdS



Our powerful portfolio of brands:

CADDY ERICO HOFFMAN RAYCHEM SCHROFF TRACER



[nVent.com/CADDY](https://www.nVent.com/CADDY)